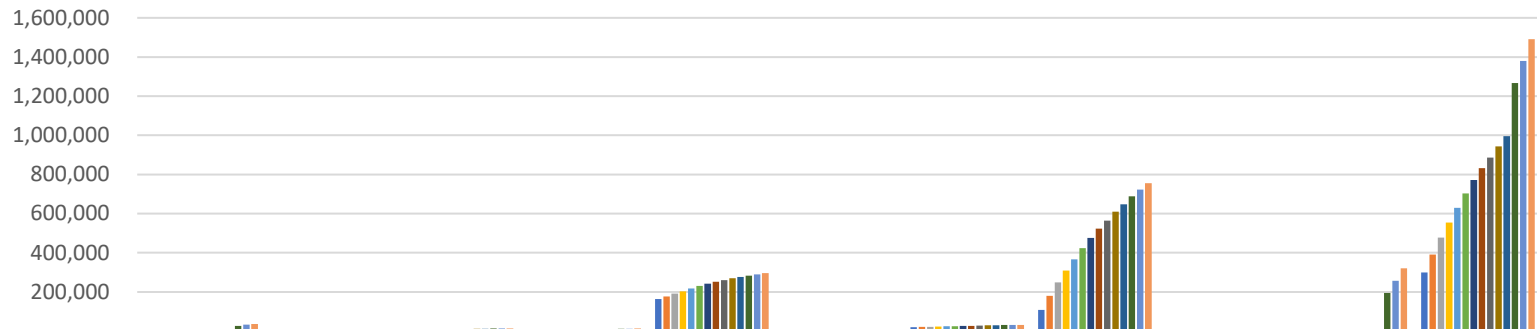
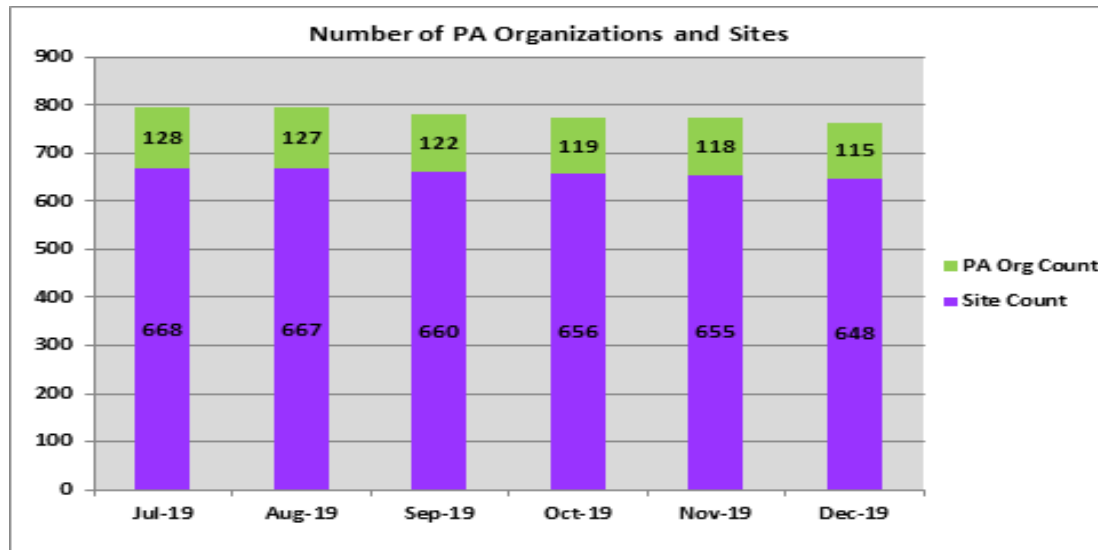


EMPI Count By Site

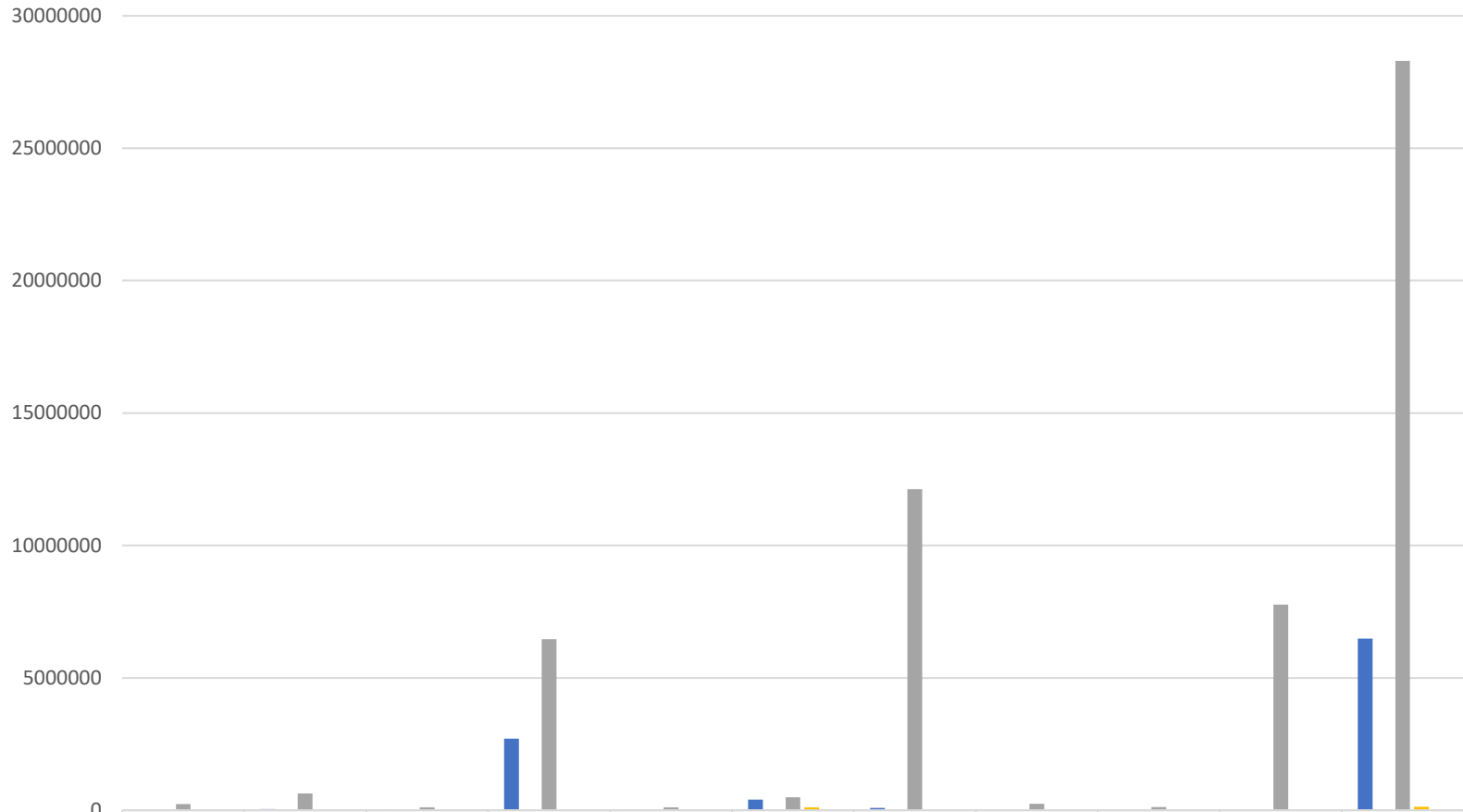


	Broadlawns	Burgess Hospital	Clarinda	Dallas	Genesis	Hawarden	Spencer	UnityPoint Health	UnityPoint Health Keokuk	University of Iowa Hospitals and Clinics	TOTALS
■ Nov-18	-	-	3,490	3,299	163,106	2,418	19,932	107,397	-	-	299,642
■ Dec-18	-	1,014	4,884	3,812	177,340	2,722	20,981	180,808	-	-	391,561
■ Jan-19	-	2,645	6,113	4,413	191,176	3,055	22,288	248,464	-	-	478,154
■ Feb-19	-	3,693	7,099	4,957	203,738	3,308	23,256	308,937	-	-	554,988
■ Mar-19	-	3,808	8,024	5,540	218,286	3,511	24,195	365,907	-	-	629,271
■ Apr-19	-	3,808	8,871	6,044	231,326	3,734	25,185	423,537	-	-	702,505
■ May-19	-	6,046	9,484	6,487	242,066	3,964	26,243	476,600	1,495	-	772,385
■ Jun-19	-	6,697	10,002	7,055	251,759	4,156	27,217	522,657	2,911	-	832,454
■ Jul-19	-	7,149	10,593	7,203	259,809	4,349	28,086	564,343	4,098	-	885,630
■ Aug-19	-	7,742	11,403	9,197	269,304	4,545	29,087	610,170	2,587	-	944,035
■ Sep-19	-	8,192	12,008	10,176	276,056	4,736	29,890	647,830	6,204	-	995,092
■ Oct-19	25,770	8,760	12,685	11,398	283,165	4,905	30,747	688,219	7,108	195,000	1,267,757
■ Nov-19	32,646	9,148	13,133	11,398	289,548	5,050	31,480	722,706	7,849	257,370	1,380,328
■ Dec-19	36,740	9,599	13,285	12,899	295,505	5,174	32,171	754,978	8,521	321,396	1,490,268



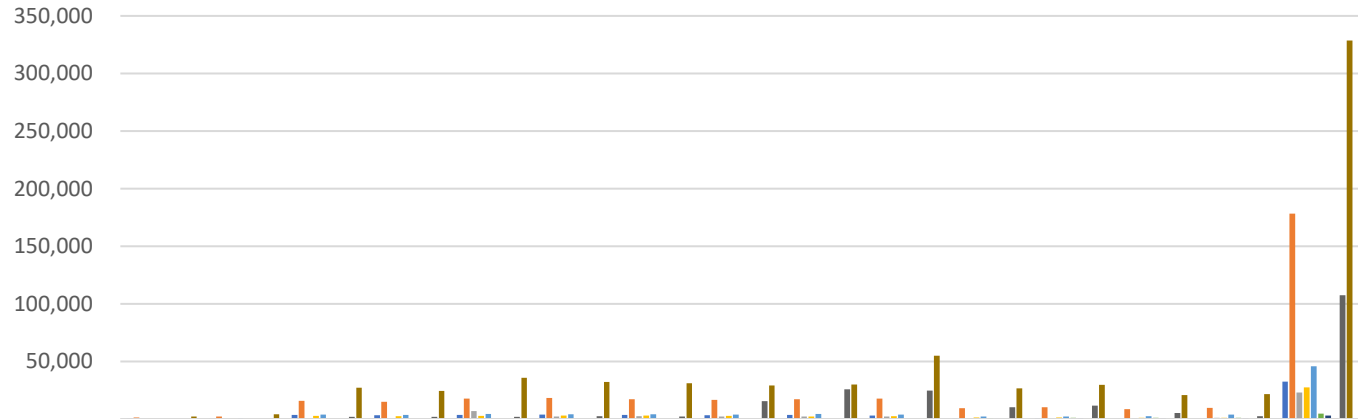
Sites December 2019	
Ambulatory	307
Hospitals	115
Specialty Practice	147
LPHA	9
Long-Term Care	9
BH/Substance Abuse	11
Remainder	50
TOTAL	648

ADT and ORU Totals



	Broadlawns	Clarinda Regional Health Center	Dallas County Hospital	Genesis	Hawarden	Spencer	UnityPoint Health	Burgess Hospital	UnityPoint Health Keokuk	University of Iowa Hospitals and Clinics	TOTALS
■ GO-LIVE - YE 2018 ADT	0	39,907	25,191	2,700,689	30,859	397,878	94,070	-	-		6,479,800
■ GO-LIVE - YE 2018 ORU	0	-	-	-	-	36,160	-	-	-		36,160
■ 2019 YTD ADT	238,126	632,236	113,802	6,454,162	111,801	493,578	12,129,365	241,402	117,465	7,765,980	28,297,917
■ 2019 YTD ORU		-	-	-	14,932	116,856	-	-	-		131,788
■ 2019 YTD MDM					2,950						2,950

XDR Outbound Message Counts



	Nov-18	Dec-18	18-Jan	18-Feb	Mar-19	Apr-19	May-19	Jun-19	Jul-19	Aug-19	Sep-19	Oct-19	Nov-19	Dec-19	TOTAL
Boone County Hospital	639	583	3,681	3,340	3,659	3,943	3,780	3,435	3,780	3,168	774	958	451	509	32,700
Broadlawns Medical Center	1,580	2,265	15,993	14,966	17,736	18,486	17,314	16,777	17,165	17,912	9,494	10,323	8,628	9,785	178,424
Fort Madison Community Hospital	79	31	668	-	6,887	2,360	2,538	2,305	2,224	2,205	913	947	851	1,129	23,137
MercyCare Service Corporation	126	133	2,882	2,524	2,890	3,199	3,217	2,722	2,248	2,517	1,354	1,380	1,159	1,249	27,600
Pella Regional Health Center	-	881	3,992	3,796	4,592	4,310	4,260	4,088	4,582	4,090	2,254	2,265	2,642	4,027	45,779
St Anthony Regional Hospital	-	262	-	-	-	21	-	-	-	-	1,012	1,177	1,048	1,259	4,779
Floyd County Medical Center	-	-	-	-	-	-	-	-	-	150	372	802	816	920	3,060
Skiff Medical Center	-	-	-	-	-	-	-	-	-	173	179	262	175	182	971
University of Iowa Hospitals and Clinics	131	131	2,066	2,016	2,049	2,568	2,249	15,525	25,938	24,858	10,430	11,690	5,210	2,644	107,505
Totals	2,424	4,155	27,216	24,626	35,764	32,319	31,109	29,327	29,999	55,073	26,782	29,804	20,980	21,704	328,598